










Mūžizglītības programma ComeniusRegioProject


„VISUAL ARTS, CREATIVITY AND INTERCULTURAL EDUCATION BASED ON LOCAL ARTISTIC REPOSITORY”
(līgums nr. 2013-1-GR1-COM13-15123 2)


Main activities


Date	Main activity			Foto, webs...
	Project work group	Teachers	Students	
August 2013	<ul style="list-style-type: none"> Working meeting with each local partner involved in the project. Create and confirm a working group (of 1-2 participants in each organization). 	School year conference. Information about the project	Information about the project	
October 2013	<ul style="list-style-type: none"> Organize questionnaire at the beginning the project: explore the already used methods and education curriculum in studies of art history heritage, materials and painting techniques, visual art terminology Create project blog http://www.visual-arts.tk Choose the best logo design from all students paintings 	<ul style="list-style-type: none"> To participate in the questionnaire for teachers Organize logo drawing process in Mezinieki elementary school Logo design was created by Greek students 	<ul style="list-style-type: none"> To participate in the questionnaire for students Logo drew all students from Mezinieki elementary school 	<p>http://visualocart.edu.gr</p> <p>www.visual-arts.tk</p> <p>Questionnaire results in project website.</p> 

	<ul style="list-style-type: none"> Organise seminar for teachers: "Visual arts and Education" (all art teachers of the Dobele County) 	<ul style="list-style-type: none"> Seminar (October): "Visual arts and Education" (all art teachers of the Dobele, Tervete, Auce County): <ol style="list-style-type: none"> Acquaintance with survey results. Getting acquainted with the objectives of the project and activity plan Teacher: Inga Ozolina 	<ul style="list-style-type: none"> Guidance to Local History Museum Art and history exhibits, using an intercultural approach (Museum) 	
November 2013	<ul style="list-style-type: none"> Confirm a working group who are responsible for the creation of methodological material Create methodological material part "Eko painting" Working group meeting 	<ul style="list-style-type: none"> Eco painting use in all schools in the visual arts classes 	<ul style="list-style-type: none"> Eco painting use in all schools in the visual arts classes At 3-9th grade students from Dobele and Tervete counties were encouraged to explore and get to know their counties, to see the typical features of the district and realize the findings in the visual art works 	<p>More information in www.visual-arts.tk</p> <p>Methodological material - part: "Eko painting"-annex</p> <p>http://www.dobeles-muzikas-skola.lv</p>
	Project meeting in Greece (exchange experience)	On 7 November 2013, Auce, Dobele and Tervete's regional visual art teachers met in seminar on subject "EKO Painting"	<p>Workshops "Natural materials in art" in each school</p> <p>Responsible for workshops are visual arts teachers in each school</p>	
	<ul style="list-style-type: none"> Starting the multilingual glossary of Visual Arts (Greek-English-Latvian) Exhibition "FIREWORKS" planning Seminar about the benefits of a 	Workshops: "Terminology and techniques" and "Approaching the art through local artists"	<p>Workshops in all schools "Approaching the art through local artists"</p> <p>Responsible for workshops are visual art teachers in each school</p>	<p>Multilingual glossary of Visual Arts (Greek-English-Latvian) www.visual-arts.tk</p>

	visit to Greece			
December 2013	<ul style="list-style-type: none"> • Publishing the project's press release into the website • Preparing crosswords with art terms (Hot potatoes software) • Create methodological material part "Crosswords" • Paint the "fireworks", expecting the use of a variety of painting techniques (only natural substances and materials) 	<ul style="list-style-type: none"> • Exchanging Christmas and New Year cards, made by children • Exhibition "FIREWORKS" where we used variety of painting techniques (only natural substances and materials) • Exhibition closing event "FIREWORKS" • Create lesson plans for use eco painting in schools (Mezinieki elementary school, Museum) 	<ul style="list-style-type: none"> • Make Christmas and New Year cards • Exhibition „FIREWORKS” was attended by more than 150 students from 12 Dobeles schools and rural areas (Latvia) • Exhibition closing event "FIREWORKS" • Creative day in MEZINIEKI school" Fire mysteries and performances" 	<p>More information in www.visual-arts.tk</p>  <p>http://dobelesmuzejs.weebly.com</p>
January 2014	Working group meeting (evaluation and planning project's educational material)	<ul style="list-style-type: none"> • Exchanging of the already implemented educational material between regions schools 	Crossword (Hot potatoes software)	<p>www.visual-arts.tk</p> 
February 2014	Make presentation about local artists in Dobeles "11 Famous Painters from Latvia (Dobeles),	Meeting for teachers with artists Uldis Rogu and Mariti Leimani in Museum. Exhibition of paintings.	Workshop "Natural materials in art" by using egg's albumen and glue made, with their help on paper	<p>More information in www.visual-arts.tk</p> 
March 2014	<ul style="list-style-type: none"> • Working meeting (planning the development of the virtual repository of local artist's paintings) 	<ul style="list-style-type: none"> • To create the multilingual glossary of Visual Arts (Greek-English-Latvian) 	Students were introduced to the methodological materials about local artists. Responsible each school	Presentation about local artists and

April 2014	<ul style="list-style-type: none"> Exchanging the already implemented educational material between regions "Glossary of Visual Arts (Greek-English-Latvian)" 	<ul style="list-style-type: none"> Seminar for teachers "Plasticine paintings (blending, embossing, texture)" Teachers-Inta Paulsone 		<ul style="list-style-type: none"> Workshops 	<p>Methodological material www.visual-arts.tk http://dobelesmuzejs.weebly.com</p> <p>Methodological material - part: "Glossary of Visual Arts" annex</p>
May 2014	<ul style="list-style-type: none"> Starting the city map showing the existing art ateliers Project meeting in Latvia (exchange experience) 	<ul style="list-style-type: none"> Work session at Meziniek school "Felting" Visit the Museum "Rundale" art gallery 	<ul style="list-style-type: none"> Exhibition "Trejdevinas saules lec" in Dobeles local history museum Organise a project activity designed for students and an art exhibition in the Museum 		
June 2014	<ul style="list-style-type: none"> Questionnaires to evaluate the 1st year of the Project Report in the local newspaper "Zemgale" about the project activities 	<ul style="list-style-type: none"> Questionnaires for teachers to evaluate the 1st year of the Project Workshop with wood and other materials in the Tervete park of Nature Workshop "Colour sands" Visiting art gallery "Metalcasting" in Riga 	<ul style="list-style-type: none"> Questionnaires for students to evaluate the 1st year of the project Workshop for students "Colour sands" in museum 	<p>Newspaper "Zemgale", 26.09.2014. http://dobelesmuzejs.weebly.com</p>	
September 2014	<ul style="list-style-type: none"> Project meeting in Latvia (exchange experience) 				
October 2014	<p>Organize seminar-workshop "Graphics. Graphic techniques. Monotyping"</p> <p>Preparing an art educational/methodological material - part: "Graphic. Imprints"</p>	<ul style="list-style-type: none"> 27.10.2014. Seminar-workshop „Graphics. Graphic techniques. Monotyping” <ul style="list-style-type: none"> Teachers learned about different types of graphics techniques in the workshop, they practically tried different ways of monotyping, also unconventional techniques of monotyping. <p>The seminar was led by LLU lecturer Inta Paulsone</p>	<ul style="list-style-type: none"> Workshops in all schools "Monotyping" <p>Responsible for workshops are visual art teachers in each school</p> <ul style="list-style-type: none"> 3-9th grade students from Dobeles, Auce and Tervete counties were encouraged to explore and get to know their counties, to see the typical features of the district and realize their findings in the visual art 	 <p>Methodological material - part</p>	

			works	“Graphic. Imprints”- annex
	<ul style="list-style-type: none"> Organize workshops designed for students entitled "I show my community" using different techniques (Students are expected to use various techniques) Created the calendar “Calendar-2015” (in calendar inserted student drawings) 	<ul style="list-style-type: none"> Exhibition of visual arts “My county in seasons” <p>The exhibition was presented in Dobele Local History museum and there were exhibited 93 works from 11 schools</p>	Exhibition of visual arts “My county in seasons”	www.visual-arts.tk 
January - November 2014	<ul style="list-style-type: none"> Uploading project deliverables to Website. Exchanging the already implemented educational material between regions 	<ul style="list-style-type: none"> “Calendar-2015” is ready Presentation material for all schools 		www.visual-arts.tk
December 14	Preparing the City map showing the existing art ateliers	City map showing the existing art ateliers		http://www.visual-arts.tk/gmap.php
January	<ul style="list-style-type: none"> Preparing an art educational/ methodological material - part: “Opportunities of art education in Dobele, Auce and Tervete 	<ul style="list-style-type: none"> <i>Seminar – workshop “Computer design” (22.01.2015.)</i> 	-Unfortunately, not always and everywhere there is the necessary equipment and the ability to	www.visual-arts.tk Methodological material
March 2015	<ul style="list-style-type: none"> Meeting for monitoring and evaluating the project activities and outputs 	<ul style="list-style-type: none"> Workshop for teachers - a joint workshop for Dobele, Auce and Tervete regions "Glass painting". Teacher- Ivanda Spulle Meiere 	<ul style="list-style-type: none"> Workshops in all schools “Glass painting” <p>Responsible for workshops are visual art teachers in each school</p>	www.visual-arts.tk Methodological material part “Glass painting”-annex

April 2015	<ul style="list-style-type: none"> Organize a questionnaire at the end of the project: Survey of teachers in order to evaluate the results of the project 	<ul style="list-style-type: none"> 20.04.2015 Meziniekielementaryschool Workshop for art's teachers of Dobeles area in our school. Using different techniques – felting, plastic arts in paper, plasticine's painting and 	<ul style="list-style-type: none"> Workshops for students in Mezinieki school (felt, plastic arts in paper, plasticine's painting and colouring) 	www.visual-arts.tk
May 2015	<ul style="list-style-type: none"> Formal meeting for evaluation, dissemination, outcomes Presentation of project work done by all organisations (outcomes, evaluation results and feedback) Ensure the result, the experience and the know how exchange among all the organizations involved in the project and other schools not involved in the project Exchanging the already implemented educational material between region 	<ul style="list-style-type: none"> Project meeting in Greece (exchange experience) Two day event (conference) 01/05/2015 to 31/05/2015 Greece, Florina We, the group of 14 people from Dobeles, Latvia visited partners in Florina, Greece: <ul style="list-style-type: none"> Workshop: "Engravings" (teachers and students) Workshop: "RoboArt: painting lab using robots (Lego NTX)" Exhibition of students' paintings Florina, Latvia, Dobeles Presentation of project's outcomes, evaluation of project's results and feedback Disseminating all the outcomes to all regional institutions and local community 	<ul style="list-style-type: none"> Seminar for students "Looking for similarities and differences between countries" in Mezinieki school Project results approbation in Dobeles, Auce and Tervetes schools (2015./2016. School year) 	 www.visual-arts.tk Methodological material

<p>June –July 2015</p>	<ul style="list-style-type: none"> • Preparing the project’s final report • Popularizationthe project resultsthrough thewebsite • Disseminate the project experience in EST database and media 	<ul style="list-style-type: none"> • Preparing the project’s final report. • Popularizationthe project results Methodological material for teachers of visual art” in latvian (139 page) and sort in english (20 page) Authors: Inga Ozoliņa, <u>IvandaSpulle-Meiere</u>, IntaPaulsone, Antra Kārkla Editor: JanīnaSafranoviča Designing: GuntisSafranovičs Monitoring: MāraSilova Publisher: Dobelesnovadalzglītībaspārvalde, 2015 (Education Department of Dobele) 	<ul style="list-style-type: none"> • Using in schools lessons “Methodological material for teachers of visual art” 	<p>www.visual-arts.tk</p> <p>http://visualocart.edu.gr</p>
---------------------------------------	---	---	---	--

M.Silova